








CC



1	SW97091		1x 1760 x 375 x 78 mm	15.49kg
2	SW28553		2x 776 x 80 x 40 mm	2.77kg
3	8008383		4x ISO4014-M10x60-8.8	0.05kg
4	8042810		4x ISO7042-M10-8	0.01kg
5	43-07797		4x Ø8 x 240 mm	0.09kg


S17




S18



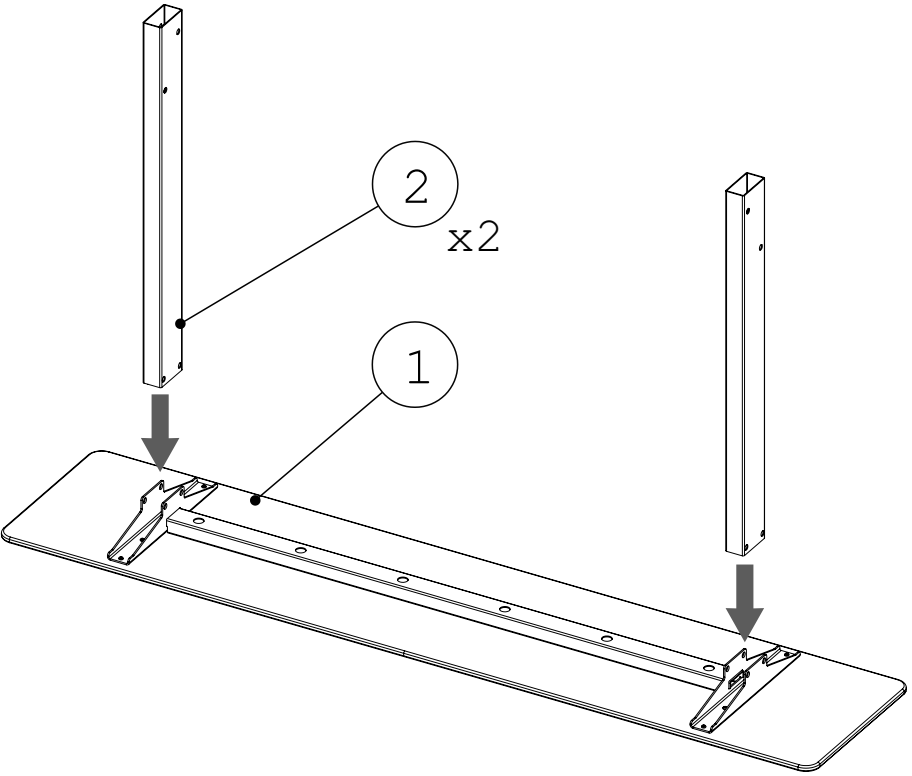
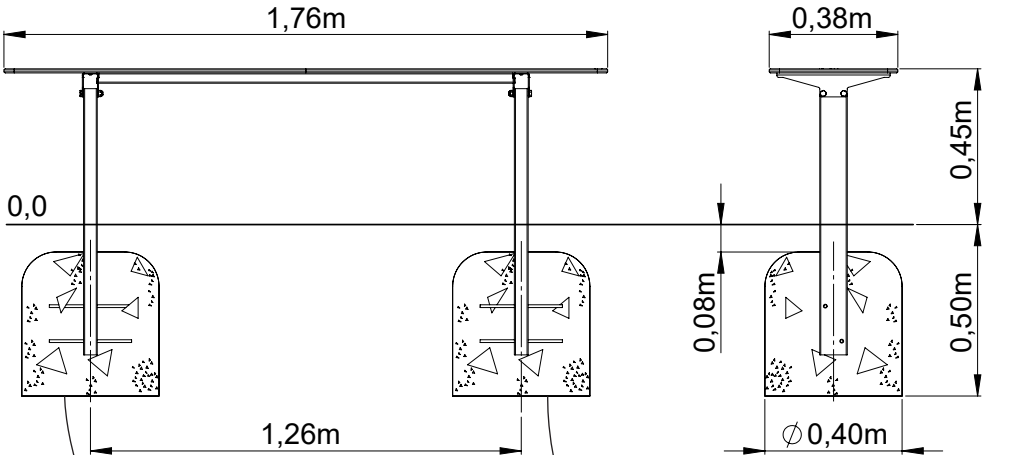
S19




S20




1 x 0,5




S25



≥ C20/25
S1 - S3
(EN 206)



2 x 24h



101

