



















1	43-04810		24x	Cap 6 Ø6,5x21 mm	0.001kg
2	43-04811		24x	Cover M6, Ø15x10mm	0.001kg
3	43-04812		24x	DISTANCE 6 Ø7x27x2,5	0.001kg
4	43-07232		12x	Ø6 16/7 x 3 mm	0.001kg
5	8008557		2x	Expansion anchor M8x71 HDG	0.08kg
6	8008794		24x	Nut, Fujilok-M6-8-RingA2	0.002kg
7	8027762		2x	M6x25-8.8-(ISO7380)	0.006kg
8	SW89042		3x	HPL 667X60	5.08kg
9	SW89439		3x	HPL 667X60 variant 1	5.08kg
10	SW90142		3x	Floor fitting left	0.21kg
11	SW90157		3x	Floor fitting right	0.21kg
12	SW90198		1x	HPL cover cap	0.15kg

13	SW92467		1x	Floor fitting center	0.59kg
14	8008503		1x	Screw, ISO10642-M6x30-10.9	0.008kg
15	8039271		24x	Screw, ISO8677-M6x30-8.8	0.010kg
16	8008651		12x	Screw, wood, TKFT-6x40-8.8	0.01kg
17	32-06464		1x	Central post 990mm	7.36kg
18	8008848		24x	Washer, Bolt cap 6.4x14x1.6-ISO4759-3-C	0.002kg
19	SW90331		3x	664 x 615 x 52	7.14kg

